

1500 Watt Double-Ended Lamp

46745

SPECIALITY METAL HALIDE LAMPS

DATA SHEET



MH-DE 1500W/T7/4K

GENERAL Characteristics

Lamp Type	Double Ended Metal Halide
ANSI Code	-
Bulb Shape	T20 (T7 USA)
Base Type	RSC (Rx7s)
Bulb Finish	Clear
Rated Life	3000 hours
Operating Position	Horizontal $\pm 15^\circ$

ELECTRICAL

Lamp Watts	1500
Lamp Oper. Voltage (Nom.)	500

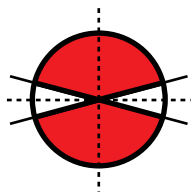
NOTES

PHOTOMETRIC

Initial Lumens	150000
Scotopic Lumens (S/P 1.7)	255000
Lamp Lumen Depreciation (LLD)	.65 (65%) @ 1950 hours
Correlated Color Temperature	4000K
Chromaticity Coordinates (CIE-x,y)	.385 .390
Color Rendering Index (CRI)	65


PHYSICAL

Bulb Diameter	22 mm
Max. Overall Length (MOL)	256 mm
Light Center Length (LCL)	N/A
Effective Arc Length	170.5 mm
Max. Base Temperature ($^\circ\text{C}$)	350
Max. Bulb Temperature ($^\circ\text{C}$)	850
Socket Pulse Rating (KV)	2.5
Luminaire Type	Enclosed Rated

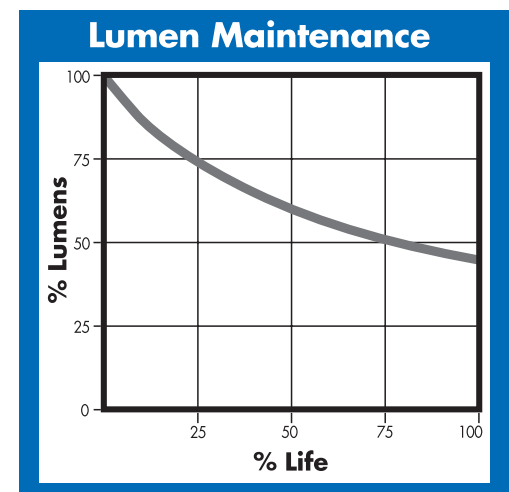
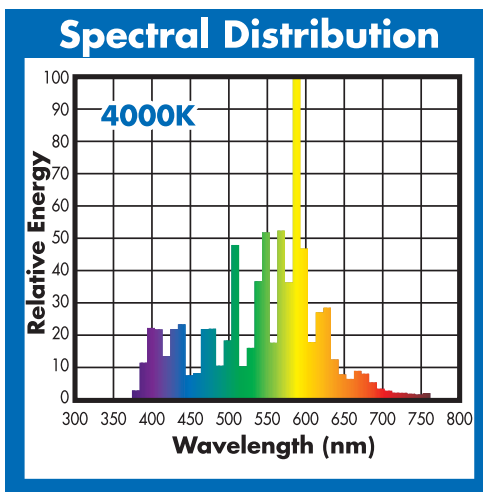


HOR $\pm 15^\circ$
Horizontal

T20



Dia. = 22 mm
MOL = 256 mm
LCL = N/A
Base = RSC (Rx7s)



Complies with (CE), Low Voltage (CE), WEEE and RoHS Directives

Warning: This lamp can cause skin burn and eye inflammation from shortwave ultraviolet radiation if outer envelope of the lamp is broken or punctured. Do not use where people will remain for more than a few minutes unless adequate shielding or other safety precautions are used. Lamps that will automatically extinguish when outer envelope is broken or punctured are commercially available.

Venture Lighting Australia

110 Lewis Road Wantirna South VIC 3152

Phone: +61 3 9800 5600 | Fax: +61 3 9800 5533

sales@venturelighting.com.au | venturelighting.com.au

Revision Date: 07 09 2020